



# Amplified Inductive Sensors Ø 18



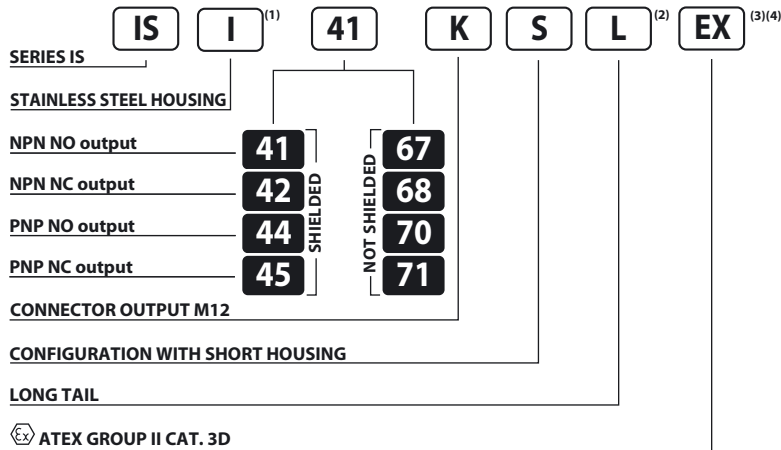
AMPLIFIED INDUCTIVE SENSORS 10÷30 V DC 3 WIRES NPN OR PNP OUTPUT

- Three-wire sensors
- Short housing models
- Cable or M12 quick connect models
- Operation LED
- Stainless steel housing

IS Series



## Identification code

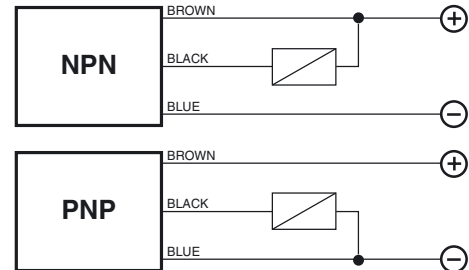


(1) Available only on short housing configuration.  
 (2) Long tail option not available with option "K" and "S".  
 (3) Available only on short stainless steel housing.

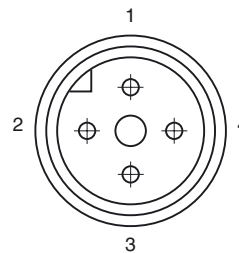
	SHIELDED	NOT SHIELDED
NOMINAL SWITCHING DISTANCE (S <sub>n</sub> )	5 mm	8 mm
NOMINAL VOLTAGE	10 ÷ 30 VDC (-15 / +10%)	
RESIDUAL RIPPLE	≤ 10%	
HYSTERESIS	< 10%	
MAX. OUTPUT CURRENT	200 mA	
RESIDUAL CURRENT	< 10 mA	
VOLTAGE DROP (Sensor ON)	< 1.8 V (I = 100 mA)	
OPERATION LED	Yellow	
SWITCHING FREQUENCY	1000 Hz	
START UP DELAY	≤ 50 mS	
REPEATABILITY	≤ 3%	
SHORT CIRCUIT PROTECTION	Present (self-resetting)	
ELECTRIC PROTECTIONS	Against polarity reversal - inductive loads	
TEMPERATURE LIMITS	- 25 ÷ +60 °C	
PROTECTION DEGREE	IP 67	
CABLE LENGTH	2 m	
CABLE SECTION	3 x 0,25 mm <sup>2</sup>	
HOUSING MATERIAL	Nickel-plated brass	
WEIGHT - Cable output -	145 g	
WEIGHT - K connector output -	95 g	

(4) Device marking Ex II 3D IP67 T6X.

## Wiring diagrams



## Connection with connector M12 (K)

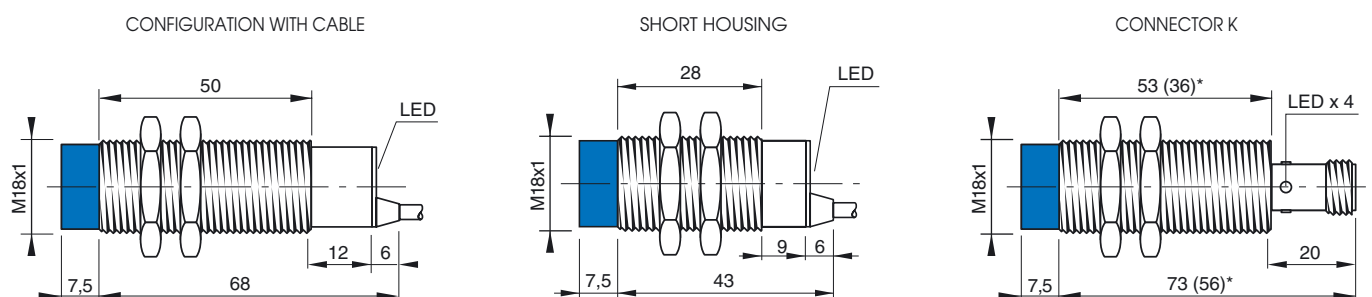


View of quadripole male connector

## CONTACTS CONFIGURATION

Available	Contacts numbers			
	1	2	3	4
NO or NC	+		-	NO/NC

## Dimensions (mm)



(\*) The dimensions into brackets refer to short housing models  
**Note:** the front part in blue refers not shielded models