




Diffuse Ref. Photoelectric Sensors



PHOTOELECTRIC SENSORS IN METAL HOUSING 24 ÷ 230 V AC 2 WIRES

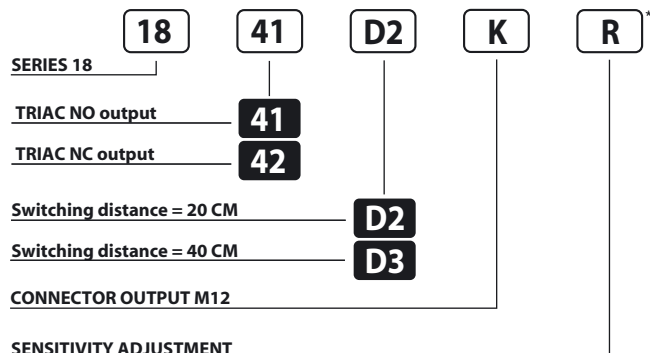
- Leakage Typ. 2,5 mA @ 230 V AC
- Models w/o post for simple installation
- Cable or M12 quick connect models

18 Series

New



Identification code



* D2 and D3 models available only with R sensitivity adjustment.

AVAILABLE	D2	D3
NOMINAL SWITCHING DISTANCE (S _n)	20 cm ⁽¹⁾	40 cm ⁽²⁾
TOLERANCE	+10/-10%S _n	
HYSTERESIS	3-20%	
EMISSION	Infrared (875 nm)	
NOMINAL VOLTAGE	24 ÷ 230VAC (-15 /+10%)	
MAINS FREQUENCY	50 ÷ 60 Hz	
MAX. OUTPUT CURRENT	500 mA	
LEAKAGE CURRENT (at 230 VAC)	≤ 5mA (Typ. 2,5mA)	
VOLTAGE DROP (Sensor ON)	< 10 (Typ. 7) VAC	
OPERATION LED	Yellow	
SWITCHING FREQUENCY	20 Hz	
RESPONSE TIME	Ton<=20mS-Toff<=30mS	
START UP DELAY	Typ. 100 mS	
TEMPERATURE LIMITS	-10 ÷ +60 °C	
LIGHT IMMUNITY	5000 Lux ⁽³⁾	
PROTECTION DEGREE	IP 67	
CABLE LENGTH	2 m	
CABLE SECTION	2 x 0.35 mm ²	
HOUSING MATERIAL	Housing: nickel-plated brass - Lenses: methacrylate	
WEIGHT - cable output	120 g	

⁽¹⁾ Determined with a white mat paper (cm 10 x 10).

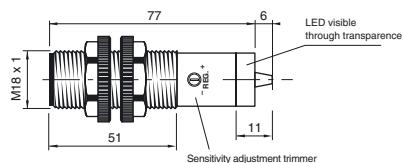
⁽²⁾ Determined with a white mat paper (cm 20 x 20).

⁽³⁾ Determined with halogen tungsten lamp 3000° K.

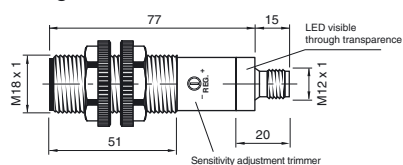
Note: for a proper use see norms at pages 12, 13, 14, 15 and 16.

Dimensions (mm)

Configuration with cable



Configuration with connector K

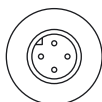


Note: the trimmer just needs one turn.

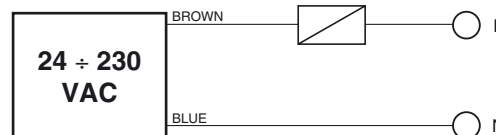
Configuration with cable - Back view



Configuration with connector K Back view

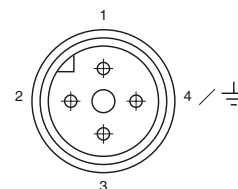


Wiring diagrams



WARNING: Short circuit in the output is not possible. Wrong supply cables connections can irreparably damage the detector. Therefore sensors whose output status is short-circuited will not be substituted under warranty.

Connection with connector M12 (K)

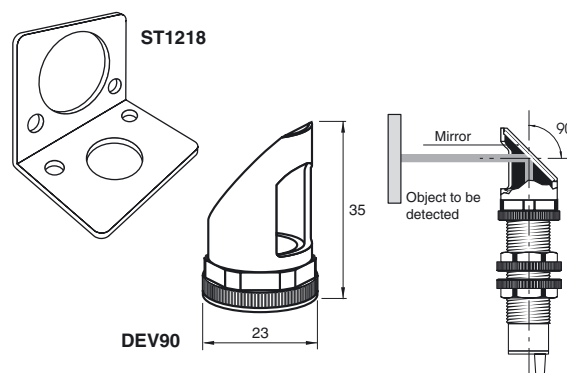


View of quadripole male connector.

CONTACTS CONFIGURATION

Output	Contacts numbers			
	1	2	3	4
(NO or NC)	L		N	

Accessories



Characteristic curves

