



# Amplified Inductive Sensors Ø 12



AMPLIFIED INDUCTIVE SENSORS INCREASED RANGE 24÷230 VAC 2 WIRES NO OR NC OUTPUT

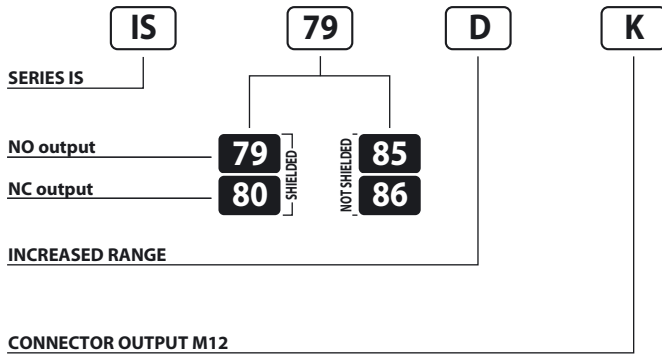
- Two wires sensors, 24-230 VAC
- Increased range, shielded, not shielded
- Range, 4 mm to 8 mm
- Cable or M12 quick connect models
- Ultra low consumption < 0,7 mA
- Maxpeak (20ms) 1.5A
- 300mA max output

IS Series

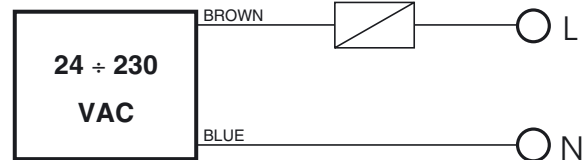
New



## Identification code



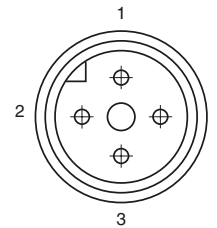
## Schemi di collegamento



**Warning:** Short circuit in the output is not possible. Wrong supply cables connections can irreparably damage the detector. Therefore sensors whose output status is short-circuited will not be substituted under warranty.

	SHIELDED	NOT SHIELDED
NOMINAL SWITCHING DISTANCE (S <sub>n</sub> )	4 mm	8 mm
NOMINAL VOLTAGE	24 ÷ 230 VAC (-15/+10%)	
NET FREQUENCY	50 ÷ 60 Hz	
HYSTERESIS	< 10%	
MAX. OUTPUT CURRENT	300 mA	
MIN. OUTPUT CURRENT	20 mA	
MAX. CURRENT PEAK (20 ms)	1,5 A	
RESIDUAL CURRENT	< 0,7 mA	
VOLTAGE DROP (Sensor ON)	< 5 V (I = 100 mA)	
OPERATION LED	Yellow	
SWITCHING FREQUENCY	12 Hz	
START UP DELAY	≤ 300 mS	
REPEATABILITY	≤ 3%	
TEMPERATURE LIMITS	-25 ÷ +70 °C	
PROTECTION DEGREE	IP 67	
CABLE LENGTH	2 m	
CABLE SECTION	2 x 0.25 mm <sup>2</sup>	
HOUSING MATERIAL	Nickel-plated brass	
WEIGHT - Cable output -	110 g	
WEIGHT - K connector output -	60 g	

## Connection with connector M12 (K)



View of quadripole male connector.

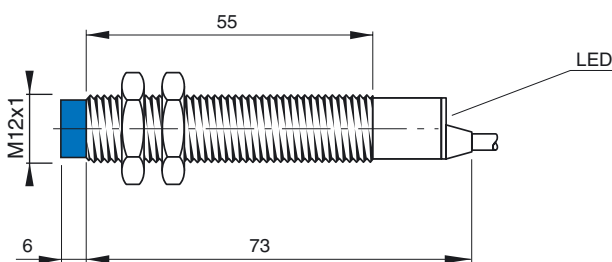
### CONFIGURAZIONE CONTATTI

Available	Contacts numbers			
	1	2	3	4
(NO or NC)	L		N	

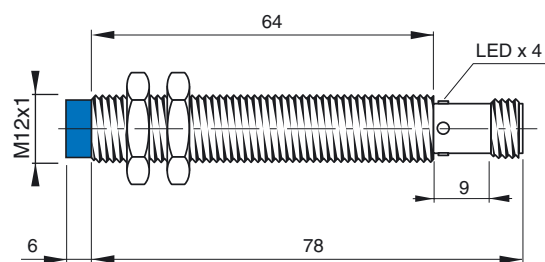
INCREASED RANGE

## Dimensions (mm)

CONFIGURATION WITH CABLE



CONFIGURATION WITH CONNECTOR K



**Note:** the front part in blue refers to not shielded models